



# Bay House Sixth Form Information Evening



# Meet the Sixth Form Team



**Mr Farrelly** Head of Upper Sixth



**Mr Woolway** Head of Lower Sixth



**Miss Osborne** Head of the Sixth



**Mrs Dowson** UCAS/Head of House



**Mrs Starkie**  
Pastoral Support and Administration



**Mrs Fitzpatrick**



**Miss Wilkinson**  
Study Supervisor and Administration



**Mrs Lear**

It's a BIG step....

<https://www.netsixthform.co.uk/resources/view/leap-from-gcse-to-sixth-form-1-realising-the-challenges-video>





# Students who succeed

- Recognise the challenge from the first day
- Actively seek help when they do not understand something
- Commit to sufficient home learning
- Do more than the bare minimum
- Persevere when things get tough
- Have excellent attendance and punctuality records
- Balance all competing priorities



# Structure of each day

8.45	Tutor Time
9.10	Period 1
10.05	Period 2
10.55	Break
11.10	Period 3
12.05	Period 4
12.55	Lunch
13.30	Period 5
14.25	Period 6
15.15	Finish

As a sixth former, not every period is a lesson!  
It could be a lesson, a study or a free period.



# Attendance

**Attendance is linked to attainment**

**96%+ attendance** is expected at Bay House Sixth Form

**Attendance 92% or below** will trigger supportive contact home from tutors.

**Attendance 89% or below** will mean that a student is supported by being enrolled on the 'catch up and keep up programme', where free periods are converted into study periods until attendance improves and outstanding tasks have been completed.



# Absence procedures

## **Sixth Form students have increased responsibility**

**Anticipated absence:** complete a yellow form. These are available from tutor or the Sixth Form Office.

**Students can self-certify** through email or phone up to ten times an academic year but no more than two consecutive days.

Holidays are unauthorised absences. As are driving lessons.

Tutor, lessons and study periods are all of equal weighting when measuring attendance.



Go to [kgabayhouse.uk](https://kgabayhouse.uk)

In 'Parents/Carers'

Then, 'Attendance and  
Absence Reporting'



## Reporting an absence from school

Parents/carers must report their child's absence from school by 08.30am for each day of absence.

To report a MAIN SCHOOL absence (Year 7 to Year 11) please call the school on 02392 587931 and press Option 1. Alternatively, you can email the attendance team on [attendanceteam@kgabayhouse.uk](mailto:attendanceteam@kgabayhouse.uk)

To report a SIXTH FORM absence please call the school on 02392 587931 and press Option 2. Alternatively, you can email the Sixth Form team on [sixth-form-admin@kgabayhouse.uk](mailto:sixth-form-admin@kgabayhouse.uk)





# Clarification of home learning

## **LOWER Sixth (4 courses)**

20 hours of lessons per week

4-5 hrs of home learning per week per subject

=16-20 hrs per week

**Working week 36-40 hrs** (*A Levels is a full time 'job'!*)

Part time employment can be beneficial to students. To ensure students are able to cope with the demands of their studies, the student agreement states that this **should not exceed 10 hours per week and is strongly recommended to take place at weekends.**



# Studies

**Registration:** Study periods are regarded with the same importance as taught lessons. Students will be registered and we have the same procedures for lates and absences.

**Silence:** Study periods are for silent study. The room is staffed to ensure this occurs.

**No eating:** In the same manner as a taught lesson, we ask students to not eat during this 'lesson'.

**Music is allowed:** We recognise some students prefer to listen to music whilst they study.

**Minimal phone use:** Again, as with a lesson we ask students to put their phones away. They can access it for music (change track etc.) but use must be minimal. Digital work on laptops or computers.

**Organisation encouraged:** Plan studies in advance and there is never nothing to do.



# Technology

- We use Google Classroom.
- ‘Bring your own device’ is an option at the Sixth Form – these need to be PAT tested.
- Mobile phones need to be kept in bags during lessons and study sessions, and cannot be used in ‘main school’ areas.



## Headlines from our dress code

Our main messages today:

You must wear your lanyard around your neck at all times.

The governing principle is 'smart but casual'.

Dress in an appropriate manner. This is a place of work and study for adults and students alike.

A practical example of above is that bare midriffs and strapless tops are not acceptable.

Please discuss any other issues with your tutor or a member of the Sixth Form team.



# Our assessment and reporting timeline

<b>Early December:</b>	Interim reports will be sent home
<b>28 Nov:</b>	'Meet the Tutor'
<b>09 Dec-20 Dec:</b>	Mini Mocks
<b>Early Feb:</b>	Progress Reports will be sent home
<b>06 Feb:</b>	L6 Parents Evening
<b>Middle of May:</b>	Full Reports sent home
<b>02 Jun - 13 Jun:</b>	Internal Exams
<b>07 Jul:</b>	Results Day



**Attendance\***  
98.6%

**Lates**  
0

**Report date**  
23 Nov 2022

Explanation of the numbers used in the interim report below.

- 1 = Always
- 2 = Usually
- 3 = Sometimes
- 4 = Rarely
- 5 = Never

If you have changed or dropped a subject this term the course name will still appear in the table below, there may also be a Professional Predicted Grade (PPG) showing for that subject. Please ignore this data as it is from last year and unfortunately due to a system error, is something we cannot remove from the report.

Course	End of U6 Target Grade	Professional Predicted Grade (PPG)	Arrives to lessons with correct resources	Assessed work suggests student is on track to meet target grade	Completes detailed notes	Contributes positively to class activities	Focus & attentive in lessons	Meets home learning deadlines	Organisation of notes/files	Submits home learning of expected standard	Staff Initials
Ancient History	A*3	A1	1	2	1	1	1	1	1	1	RDH/JHD
Computing	A2	A1	1	2	1	1	1	1	1	1	CLV/SJA
Maths	A*3	A*3	1	1	1	1	1	1	1	1	CSG/APR

1 = always, 2 = usually, 3 = sometimes, 4 = rarely, 5 = never



## Dropping a subject

**Starting on four subjects is central to our offer and integral to our curriculum.** If a student wishes to drop to three subjects, there are specific opportunities:

Mini Mock – December

Full Mock – end of Feb/beginning of March

Lower Sixth Examinations - June



# Tutor Time

**This is compulsory and there is a programme that is followed:**

Monday - Personal Development

Tuesday - Quiz /Presentation

Wednesday - Assembly/Personal Development

Thursday - Votes

Friday - Check-in (later, 9am deadline)





# Enrichment



- Will be starting soon
- Students need a study Wednesday PM if they are not participating.



# Personal Development

- Tutor times on *Monday*
- Every other *Wednesday*
- One period per fortnight



## BAY HOUSE SIXTH FORM ELEVATE AWARD

Enabling you to demonstrate  
readiness for your future

**Platinum Award- 80 points**

**Gold Award - 60 points**

**Silver Award - 40 points**

**Bronze Award - 20 points**

Points are awarded for:

### Attendance

- Above 95% attendance during a half term
- No lates in a half term

### Taking responsibility for your learning

- Being productive in all of your studies over a half term period
- Each half term that you have attended every tutor time when you have not been off sick

### Additional work

- Each activity you complete from the Elevate curriculum (this does not necessarily need to relate to the A levels which you are studying)
- Completing an appropriate online course

### Researching and planning for your future

- Attending the UCAS fair
- Attending relevant Careers Events/University Open Days (no more than 6 points awarded for this)
- Having an up-to-date, relevant CV or 'Linkedin' page.
- Applying for an apprenticeship
- Completing your UCAS form
- Attending a careers interview
- Attend a Subject Specialist appointment
- Attending a university summer school

### Work Experience/Volunteering

- Organising work experience
- Each time you gain 5 hours work experience (evidence for this can be cumulative over time e.g. one hour a week over 5 weeks)
- A strong reference from your work experience employer
- Each time you gain 5 hours of volunteer work (evidence for this can be cumulative over time e.g. one hour a week over 5 weeks) - this needs to be completed outside of your timetable
- A strong reference from someone who has supervised or observed your volunteer work

### Contributing to Sixth Form Life

- Delivering a whole year group assembly
- Providing an appropriate resource for all tutor groups e.g. a pre-recorded assembly - these need to be submitted to your tutor who will forward this onto the Year Office
- A strong tutor time presentation
- Representing your tutor in the Student Council meetings (1 point per half term - all meetings need to be attended and you need to actively participate).
- Submitting an article to the Headlines magazine
- Supporting at Open Evenings, Taster Days and other events

### Enrichment

- Each half term you have 100% attendance at an enrichment
- Regular participation in an extracurricular activity

### How do you apply for points?

To achieve the points, you need to submit evidence using a Google form (one award per form please - do not apply for multiple points on one award): You do not need to submit a form for the tasks written in pink, we will review these half termly for you.

# BAY HOUSE SIXTH FORM

# ELEVATE OPPORTUNITIES

**Your tutors, who you see everyday:** Your tutors are there to support you with your career choices and to suggest people or places which will be able to support you. They also help you to write any personal statements and can provide references for jobs which you apply to.

**Access to the Elevate Curriculum:** Engaging with the Elevate Curriculum will help to make any applications you make stronger. Referring to these tasks will help you to stand out from the crowd. Remember, you can also consider tasks related to subjects that you do not study at A Level, there are also activities relating to specific careers which aren't available as a A Level subject such as Engineering.

**The Careers Department,** email [careers@gfmat.org](mailto:careers@gfmat.org): You can book a one to one careers appointment to receive additional impartial advice and support regarding your next steps.

**Trip to the UCAS event at Winchester University:** Every year we support all of the Lower Sixth to attend the fair at Winchester University. Despite being called a 'UCAS event', there is the opportunity to gather information about careers and apprenticeships as well as information from a wide range of universities.

**The HE+ Programme in conjunction with Cambridge University:** This scheme is in conjunction with external networks, it targets students from more diverse backgrounds who aspire to study in a prestigious university. It involves some online provision as well as face to face lectures in specialised areas. There is also an opportunity to visit Trinity College, Oxford.

**EPQ:** There is an option to study for the Extended Project Qualification in your Upper Sixth year. The project encourages you to explore a specific interest in more depth and allows you to articulate this interest via and presentation as well as in written form. You will receive one to one support from a teacher most related to your chosen field.

**Enrichments as well as trips and visits:** We offer a wide range of enrichments from Model United Nations to Ceramics. Many subjects also run trips and visits which are also varied, with some being international. These opportunities develop your understanding and can be positive for your well-being. They also provide you with something to add to your applications and CVs.

**The Oxbridge Mentoring Programme:** We work with an external provider who aim to support people from more diverse backgrounds to get into competitive courses. They match a select number of students with mentors connected to their chosen field. The mentors help young people prepare for their chosen careers.

## Opportunities available to support you with your future

**Online Mentoring:** Zero Gravity mentoring can also help you to prepare for your future. This is a successful online service and more information can be found on their website: [www.zerogravity.co.uk](http://www.zerogravity.co.uk) Please speak to your tutor or a member of the year office if you need support with this.

**Oxbridge Road Show Support:** The Oxbridge Roadshow visits local institutions and they can provide information to anyone interested in applying for Oxford or Cambridge. We will inform you about these events.

**University summer schools:** Attending a summer school at university can provide you with a real insight into what university life is like. Information about these can be found on the university websites. If you require any support with applying to these, please see your tutor or a member of the sixth form team.

**Online courses, lectures and support videos e.g [aspire.upreach.org.uk](http://aspire.upreach.org.uk) and [www.mooc.org](http://www.mooc.org).** Researching and engaging with online lectures will allow you to expand your knowledge. You can refer to these when applying for your next steps and they can also make an interesting topic of conversation during interviews.

**Subject Specialist appointments:** We will match you up with a subject specialist who will support you with your personal statement which is an important element of your university application. They will also support you with any interviews or entrance exams which you have to apply for.

**Apprenticeship support:** We provide you with information about applying for apprenticeships, including a list of the top 100 companies who offer apprenticeships. There is also an apprenticeship fair and we can help you with your applications.

**Work Experience:** There is a week long work experience opportunity in the Lower Sixth year where you can gain a deeper understanding of the world of work.

**Our RSE Curriculum:** We have developed a RSE curriculum to make you more confident and prepared for the future. It covers topics relating to issues like inflation, strike action and mortgages as well as those relating to relationships with others including the protected characteristics.

**Ask your teachers about interventions and subject tutorials:** Ultimately, your grades will support you in securing your future pathway. If you need support, don't forget to ask your teachers about interventions and subject tutorials.

**Additional support is also available from the Year Office: Please do not hesitate to ask if you have any questions or concerns.**



# Where do students go for support?

## Academic

Subject Teacher

Subject Leads

Year Office

## Pastoral

Tutor

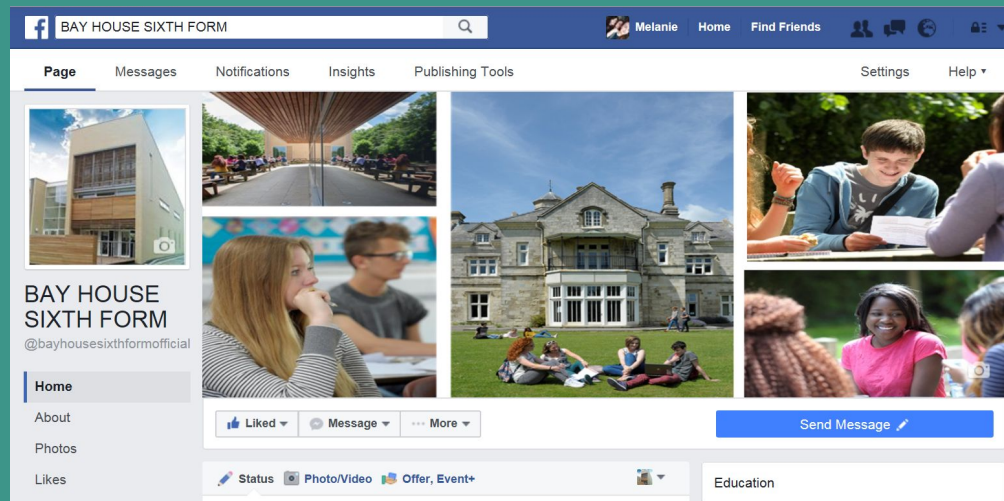
Year Office

Safeguarding  
Team



# Facebook page

[www.facebook.com/bayhousesixthformofficial](https://www.facebook.com/bayhousesixthformofficial)



Lots of useful information/reminders relevant to Sixth Form parents/students can be found here. Please 'like' and encourage your son/daughter to do so too!



# Bay House Sixth Form Information Evening

# Habits of successful A Level students

jholder@kgabayhouse.uk

**1. Read through class notes after the school day and review content** – this provides the opportunity to go back over content studied and **use the textbooks/further reading** to add to your notes and improve upon them.

The time between the lesson and the end of the day also allows for you to consider the more complex concepts and knowledge from each lesson.

**2. Complete homework** – all homework at A Level has a purpose. These may consolidate content previously studied in class, stretch their understanding by completing further reading, hone and improve exam technique or prepare students for the next lesson.

The most successful A Level students **complete homework the day it is set or as soon as they can**. This prevents work from building up and provides ample time to find their teacher if they require any further explanations of the content.

**3. Engage with wider scholarship and further reading** – teachers may suggest further reading in the form of academic articles/books. This develops subject knowledge and enhances familiarity with more difficult pieces of text. It also looks excellent for university applications and can really make the applicant stand out from the crowd. The SF Library has a wide range of books and articles to take out.

**4. Stay up to date with coursework** – Non-Exam Assessment (NEA) is a component for many subjects and counts for a significant percentage of an A Level grade. **It can be the difference between gaining a university place.**

We have rigorous tracking systems in place and monitor coursework frequently. If your child has fallen behind or needs extra support contact will be made home to highlight the issues and we may encourage them to attend after school support sessions.

Equally, if you notice that your child is struggling with elements of their coursework, please inform us so that we can put strategies in place to support them.



# Effective revision techniques

jholder@kgabayhouse.uk


## 1. Practise exam style questions

– it's great knowing lots of facts but can you use them effectively to answer exam questions? Complete past papers and plan answers. Get your teacher to mark them and ask for feedback so that you can improve.



## 2. Attend revision sessions

– It is a simple fact that those students that attend revision sessions give themselves the best chance to achieve the grades they want. Departments work tirelessly to plan, resource and deliver these at lunchtimes and after school throughout the year. Turn up - this has a proven success rate!



**3. Quizzing** – frequent quizzing of content learned in class has proven to improve results.

**How should I do this?**

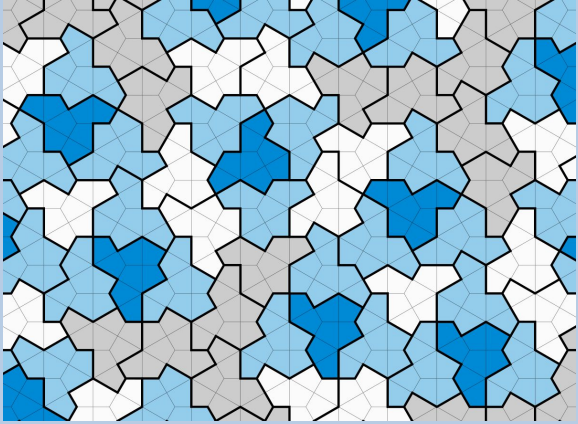
- Step 1** – Choose a narrow topic to revise.
- Step 2** – On a piece of paper write down everything you remember about that topic for 10 minutes. No cheating! Use only your memory.
- Step 3** – Look at your notes/textbooks/revision guides. What did you forget?
- Step 4** – Make a quiz card on the content you forgot. Simply have 10 questions one side, 10 answer on the other. Get someone to test you!

## 4. Always retrieve knowledge first before going to your notes or the textbook

– It's a point we have already made but it is really effective if you do it. When planning an answer to an exam question or making a quiz, use your memory first. **Revision needs to start with a struggle.** You need to recall the knowledge first. So when planning a 10 mark 'explain' question, for example, see if you can plan out three paragraphs from memory alone. Then go to your notes and see what you could have added.



# How to succeed in Maths and Further Maths




*'The hat'  
(an einstein tiling)*

- Content keeps building on the work being taught, so if anything is not understood, seek help straight away
- Learn key formulae as you go – even though you get a formula book in the exam, it definitely doesn't contain everything.

# In Lessons....

- Textbook
- Exercise book
- Calculator
- Formula Booklet



The course requires a Casio Classwiz fx-991ex (old model) or fx-991CW calculator (£20 at the Finance Office)

# When missing a lesson...

- Catch up with any work missed in advance of the next lesson
- Staff can be found before and after college along with break and lunchtimes
- Use the many useful websites that are out there to help – using the worked solutions online is useful but will not help achieve top grades

# Useful Websites

- Physics and Maths tutor
- Alevelmathsrevision.com
- MadAsMaths
- Practice Papers and Topic tests available through the edexcel website
- Dr Frost Maths
- TL Maths videos (<https://sites.google.com/view/tlmaths/home>)

- Start revising early and use practice exam papers and questions to revise
- Ensure that all working and diagrams are clearly shown in order to maximise marks
- Go back over any corrections that have to be made in any work completed

- Achieving a grade 8 or 9 at GCSE does not guarantee a high grade in your L6 year
- Essential skills lessons should be attended on a weekly basis by all students achieving a grade 6 at GCSE, and by those additionally invited.