

*Bay House
Sixth Form
Information
Evening*



Your Sixth Form Team




Miss Osborne
*Head of Sixth
Form*



Mr Woolway
*Deputy Head of
Sixth Form*



Mr Farrelly
*Deputy Head of
Sixth Form*



Mrs Fitzpatrick
*Sixth Form Pastoral and
Attendance Officer*



Mrs Starkie
*Sixth Form Admin
Assistant*



It's a BIG step....

<https://www.netsixthform.co.uk/resources/view/leap-from-gcse-to-sixth-form-1-realising-the-challenges-video>



Students who succeed:

- Recognise the challenge from day 1*
- Actively seek help when they do not understand something*
- Commit to sufficient home learning*
- Do more than the bare minimum*
- Persevere when things get tough*
- Have excellent attendance records*

Attendance and Lates

If students are going to be absent, they need to complete a yellow form. They can get these from their tutor or the Sixth Form Office.

Students should not be taking holidays during term time, we cannot authorise these.

We expect students to be on time for their lessons, so they don't inhibit their own learning or disrupt others. Additional studies will be allocated to those students who are persistently late.



Clarification of home learning

LOWER Sixth (4 courses)

18 hours of lessons per week

4-5 hrs HL per week per subject

=16-20 hrs per week

Working week 34-38 hrs

We understand that part time employment can be beneficial to students. To ensure students are able to cope with the demands of their studies, the student agreement states that this should not exceed 10 hours per week and is strongly recommended to take place at weekends.

Studies

Registration: Study periods are regarded with the same importance as taught lessons. Students will be registered and we have the same procedures for lates and absences.

Silence: Study periods are for silent study. The room is staffed to ensure this occurs.

No eating: In the same manner as a taught lesson, we ask students to not eat during this 'lesson'

Music is allowed: We recognise some students prefer to listen to music whilst they study.

Minimal phone use: Again, as with a lesson we ask students to put their phones away. They can access it for music (change track etc.) but use must be minimal.



Technology

- We use Google Classroom.
- ‘Bring your own device’ is an option at the Sixth Form - these need to be PAT tested.
- Mobile phones need to be kept in bags during lessons and study sessions



Headlines from our dress code

We are already receiving enquiries from students regarding dress code at the Sixth Form. Your tutors will explain matters in detail but our main messages today:

- *You must wear your lanyard around your neck at all times.*
- *The governing principle is 'smart but casual'.*
- *Dress in an appropriate manner. This is a place of work and study for adults and students alike.*
- *A practical example of above is that bare midriffs and strapless tops are not acceptable.*
- *Please discuss any other issues with your tutor or a member of the Sixth Form team.*



Our assessment and reporting timeline

Early December: Interim reports will be sent home

23 Nov: 'Meet the Tutor'

11 Dec - 5 Jan: Mini Mocks

**End of January: Progress Reports will be sent home*

1 Feb: L6 Parents Evening

End of April: Full Reports sent home

3 Jun - 14 Jun: Internal Exams

08 Jul: Results Day



Attendance*

98.6%

Lates

0

Report date

23 Nov 2022

Explanation of the numbers used in the interim report below.

- 1 = Always
- 2 = Usually
- 3 = Sometimes
- 4 = Rarely
- 5 = Never

If you have changed or dropped a subject this term the course name will still appear in the table below, there may also be a Professional Predicted Grade (PPG) showing for that subject. Please ignore this data as it is from last year and unfortunately due to a system error, is something we cannot remove from the report.

Course	End of U6 Target Grade	Professional Predicted Grade (PPG)	Arrives to lessons with correct resources	Assessed work suggests student is on track to meet target grade	Completes detailed notes	Contributes positively to class activities	Focus & attentive in lessons	Meets home learning deadlines	Organisation of notes/files	Submits home learning of expected standard	Staff Initials
Ancient History	A*3	A1	1	2	1	1	1	1	1	1	RDH/JHD
Computing	A2	A1	1	2	1	1	1	1	1	1	CLV/SJA
Maths	A*3	A*3	1	1	1	1	1	1	1	1	CSG/APR

1 = always, 2 = usually, 3 = sometimes, 4 = rarely, 5 = never

Our assessment and reporting timeline

Early December: Interim reports will be sent home

24 Nov: 'Meet the Tutor'

12 Dec - 6 Jan: Mini Mocks

**End of January: Progress Reports will be sent home*

2 Feb: L6 Parents Evening

End of April: Full Reports sent home

5 Jun - 16 Jun: Internal Exams

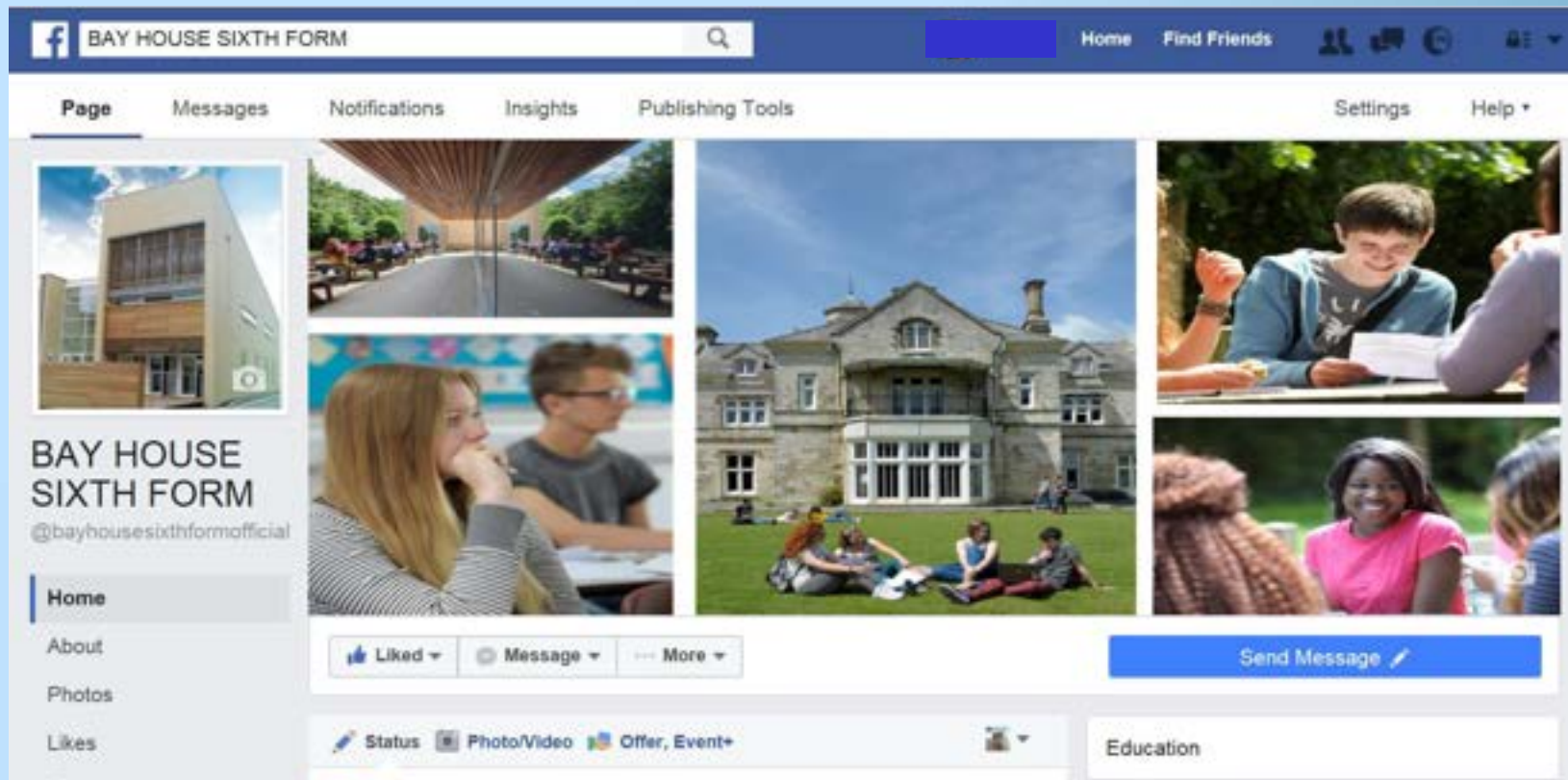
10 Jul: Results Day



- *Dropping a subject:*
- *Mini Mock – January*
- *Full Mock – March*
- *Lower Sixth Examinations - July*

Facebook Page

www.facebook.com/bayhousesixthformofficial



Lots of useful information/reminders relevant to Sixth Form parents/students can be found here. Please 'like' and encourage your son/daughter to do so too!

Enrichment

- Will be starting soon
- You will need a study Wednesday PM if you are not participating.



BAY HOUSE SIXTH FORM

ELEVATE AWARD

Enabling you to demonstrate
readiness for your future

Platinum Award- 80 points

Gold Award - 60 points

Silver Award - 40 points

Bronze Award - 20 points

Points are awarded for:

Attendance

- Above 95% attendance during a half term
- No lates in a half term

Taking responsibility for your learning

- Being productive in all of your studies over a half term period
- Each half term that you have attended every tutor time when you have not been off sick

Additional work

- Each activity you complete from the Elevate curriculum (this does not necessarily need to relate to the A levels which you are studying)
- Completing an appropriate online course

Researching and planning for your future

- Attending the UCAS fair
- Attending relevant Careers Events University Open Days (no more than 6 points awarded for this)
- Having an up-to-date, relevant CV or 'LinkedIn' page.
- Applying for an apprenticeship
- Completing your UCAS form
- Attending a careers interview
- Attend a Subject Specialist appointment
- Attending a university summer school

Work Experience/Volunteering

- Organising work experience
- Each time you gain 5 hours work experience (evidence for this can be cumulative over time e.g. one hour a week over 5 weeks)
- A strong reference from your work experience employer
- Each time you gain 5 hours of volunteer work (evidence for this can be cumulative over time e.g. one hour a week over 5 weeks) - this needs to be completed outside of your timetable
- A strong reference from someone who has supervised or observed your volunteer work

Contributing to Sixth Form Life

- Delivering a whole year group assembly
- Providing an appropriate resource for all tutor groups e.g. a pre-recorded assembly - these need to be submitted to your tutor who will forward this onto the Year Office
- A strong tutor time presentation
- Representing your tutor in the Student Council meetings (1 point per half term - all meetings need to be attended and you need to actively participate).
- Submitting an article to the Headlines magazine
- Supporting at Open Evenings, Taster Days and other events

Enrichment

- Each half term you have 100% attendance at an enrichment
- Regular participation in an extracurricular activity

How do you apply for points?

To achieve the points, you need to submit evidence using a Google form (one award per form please - do not apply for multiple points on one award): You do not need to submit a form for the tasks written in pink, we will review these half termly for you.



Your tutors, who you see everyday: Your tutors are there to support you with your career choices and to suggest people or places which will be able to support you. They also help you to write any personal statements and can provide references for jobs which you apply to.

Access to the Elevate Curriculum: Engaging with the Elevate Curriculum will help to make any applications you make stronger. Referring to these tasks will help you to stand out from the crowd. Remember, you can also consider tasks related to subjects that you do not study at A Level, there are also activities relating to specific careers which aren't available as a A Level subject such as Engineering.

The Careers Department, email careers@gfmat.org: You can book a one to one careers appointment to receive additional impartial advice and support regarding your next steps.

Trip to the UCAS event at Winchester University: Every year we support all of the Lower Sixth to attend the fair at Winchester University. Despite being called a 'UCAS event', there is the opportunity to gather information about careers and apprenticeships as well as information from a wide range of universities.

The HE+ Programme in conjunction with Cambridge University: This scheme is in conjunction with external networks, it targets students from more diverse backgrounds who aspire to study in a prestigious university. It involves some online provision as well as face to face lectures in specialised areas. There is also an opportunity to visit Trinity College, Oxford.

EPQ: There is an option to study for the Extended Project Qualification in your Upper Sixth year. The project encourages you to explore a specific interest in more depth and allows you to articulate this interest via a presentation as well as in written form. You will receive one to one support from a teacher most related to your chosen field.

Enrichments as well as trips and visits: We offer a wide range of enrichments from Model United Nations to Ceramics. Many subjects also run trips and visits which are also varied, with some being international. These opportunities develop your understanding and can be positive for your well-being. They also provide you with something to add to your applications and CVs.

The Oxbridge Mentoring Programme: We work with an external provider who aim to support people from more diverse backgrounds to get into competitive courses. They match a select number of students with mentors connected to their chosen field. The mentors help young people prepare for their chosen careers.

Opportunities available to support you with your future

Online Mentoring: Zero Gravity mentoring can also help you to prepare for your future. This is a successful online service and more information can be found on their website: www.zerogravity.co.uk. Please speak to your tutor or a member of the year office if you need support with this.

Oxbridge Road Show Support: The Oxbridge Roadshow visits local institutions and they can provide information to anyone interested in applying for Oxford or Cambridge. We will inform you about these events.

University summer schools: Attending a summer school at university can provide you with a real insight into what university life is like. Information about these can be found on the university websites. If you require any support with applying to these, please see your tutor or a member of the sixth form team.

Online courses, lectures and support videos e.g aspire.upreach.org.uk and www.mooc.org. Researching and engaging with online lectures will allow you to expand your knowledge. You can refer to these when applying for your next steps and they can also make an interesting topic of conversation during interviews.

Subject Specialist appointments: We will match you up with a subject specialist who will support you with your personal statement which is an important element of your university application. They will also support you with any interviews or entrance exams which you have to apply for.

Apprenticeship support: We provide you with information about applying for apprenticeships, including a list of the top 100 companies who offer apprenticeships. There is also an apprenticeship fair and we can help you with your applications.

Work Experience: There is a week long work experience opportunity in the Lower Sixth year where you can gain a deeper understanding of the world of work.

Our RSE Curriculum: We have developed a RSE curriculum to make you more confident and prepared for the future. It covers topics relating to issues like inflation, strike action and mortgages as well as those relating to relationships with others including the protected characteristics.

Ask your teachers about interventions and subject tutorials: Ultimately, your grades will support you in securing your future pathway. If you need support, don't forget to ask your teachers about interventions and subject tutorials.

Additional support is also available from the Year Office: Please do not hesitate to ask if you have any questions or concerns.

Where do you students go for support?

Academic

Subject

Teacher

Subject Leads

Year Office

Pastoral

Tutor

Year Office

Safeguarding

Team

*Bay House
Sixth Form
Information
Evening*



**Review class notes after
the school day**

**Plan and draft
homework essays**

Practise past questions

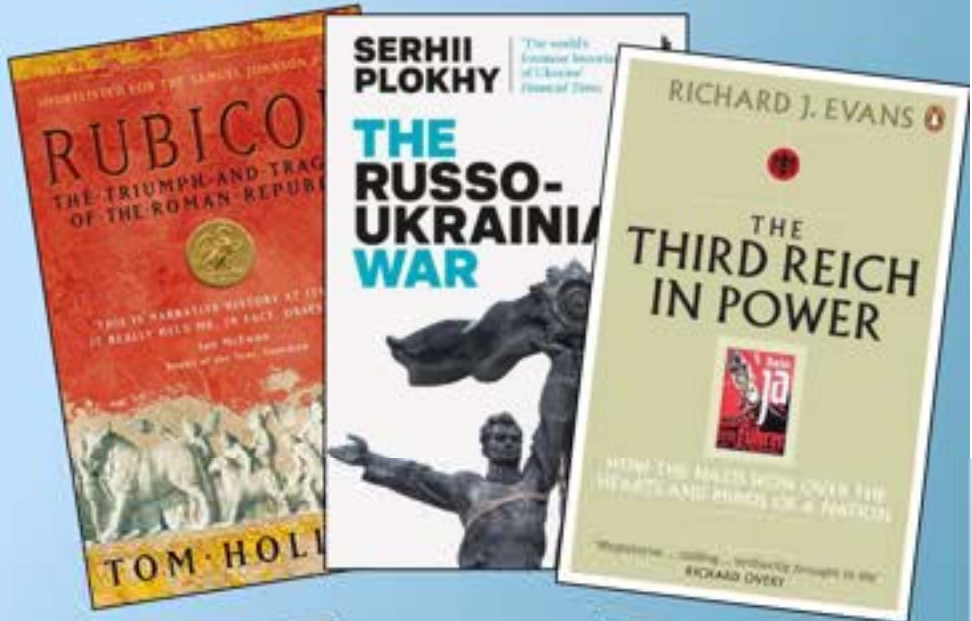
**History coursework =
20% of overall grade**

**Attend revision
sessions and
interventions**


Further reading



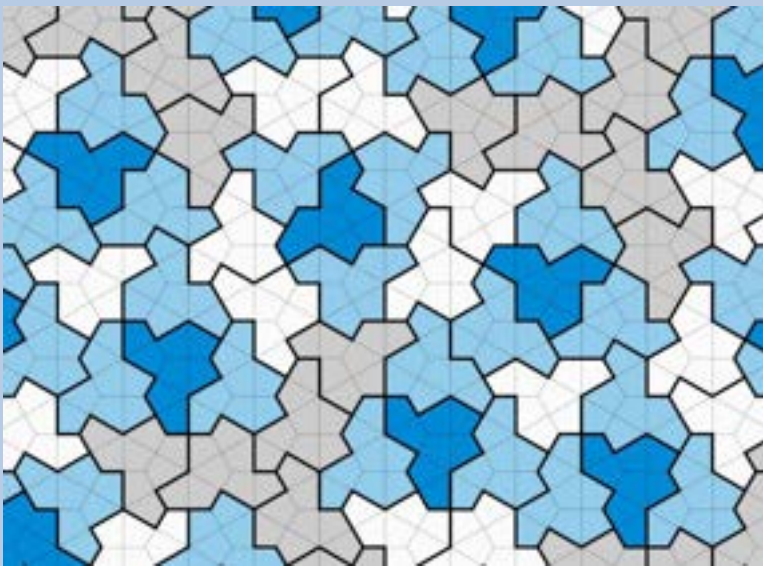
Podcasts



Bay House A Level History Website



How to succeed in Maths and Further Maths



*'The hat'
(an einstein tiling)*

- Content keeps building on the work being taught, so if anything is not understood, seek help straight away
- Learn key formulae as you go – even though you get a formula book in the exam, it definitely doesn't contain everything.

When missing a lesson...

- Catch up with any work missed in advance of the next lesson
- Staff can be found before and after college along with break and lunchtimes
- Use the many useful websites that are out there to help – using the worked solutions online is useful but will not help achieve top grades



Bay House A Level Maths

[1st Year Pure](#)

[2nd Year Pure](#)

[1st Year Mechan...](#)

[2nd Year Mecha...](#)

[1st Year Stats](#)

[2nd Year Stats](#)

[Further Core 1](#)

[Further Core 2](#)

[F. Mechanics 1](#)

[Enrichment](#)

[Tutorial Videos](#)

[Useful Websites](#)

[Reading List](#)

Link available on your Maths Google Classroom

MadAsMaths.com

ALevelMathsRevision.com

PhysicsAndMathsTutor.com

Edexcel Pearson Course Materials

- Start revising early and use practice exam papers and questions to revise
- Ensure that all working and diagrams are clearly shown in order to maximise marks
- Go back over any corrections that have to be made in any work completed

- Achieving a grade 8 or 9 at GCSE does not guarantee a high grade in your L6 year
- Essential skills lessons should be attended on a weekly basis by all students achieving a grade 6 at GCSE, and by those additionally invited.

- Ensure you have the correct equipment

The new exam requires a Casio Classwiz Fx-991ex calculator (£20 at the Finance Office)

